

RB951G-2HnD

The RB951G-2HnD is a wireless SOHO Gigabit AP with a new generation Atheros CPU and more processing power. It has five Gigabit Ethernet ports, one USB 2.0 port and a high power 2.4GHz 1000mW 802.11b/g/n wireless AP with antennas built in.

In comparison with previous model RB751G-2HnD, it has more powerful 600Mhz CPU (instead of 400Mhz), more RAM – 128MB instead of 64MB, same form factor and price. The device is very small and will look good in any home or office, wall mounting anchor holes are provided.

Package contains RouterBOARD 951G-2HnD in a plastic case and power adapter.



Features	RB951G-2HnD (Gigabit, USB, 2GHz, 802.11n, dual chain)
CPU	Atheros AR9344 600MHz CPU
Memory	128MB DDR2 onboard memory
Ethernet	Five independent 10/100/1000 Gigabit Ethernet ports
LEDs	Power, NAND activity, 5 Ethernet LEDs, wireless activity LED
Power options	PoE: 8-30V DC on Ether1 (Non 802.3af). Jack: 8-30V DC
Dimensions	113x138x29mm
Weight	Without packaging and PSU: 232g, full weight in package: 420g
Power consumption	Up to 7W
Operating Temp	-20C .. +50C
Operating System	MikroTik RouterOS, Level4 license
Package contains	RouterBOARD in a plastic case, power adapter
Antennas	2x2 MIMO PIF antennas, max gain 2.5dBi
RX sensitivity	802.11g: -96dBm @ 6Mbit/s to -80dBm @ 54Mbit/s 802.11n: -96dBm @ MCS0 to -78dBm @ MCS7
TX power	802.11g: 30dBm @ 6Mbps to 25dBm @ 54 Mbps 802.11n: 30dBm @ MCS0 to 23dBm @ MCS7
Modulations	OFDM: BPSK, QPSK, 16 QAM, 64QAM DSSS: DBPSK, DQPSK, CCK



NanoStation™ M

NanoStation™ loco M

Indoor/Outdoor airMAX™ CPE

Models: NSM2, NSM3, NSM365, NSM5, locoM2, locoM5, locoM9

Cost-Effective, High-Performance

Compact and Versatile Design

Powerful Integrated Antenna

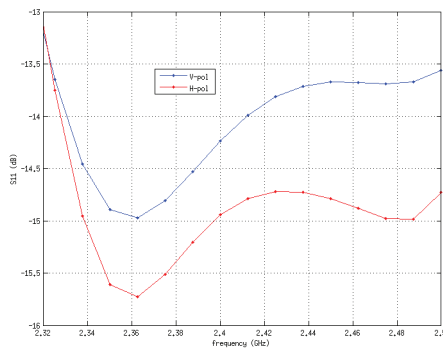


NanoStationM2 Specifications

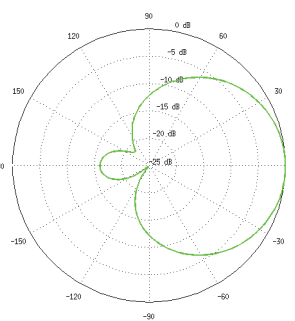
Output Power: 28 dBm							
2.4 GHz TX POWER SPECIFICATIONS				2.4 GHz RX POWER SPECIFICATIONS			
	Data Rate/MCS	Avg. TX	Tolerance		Data Rate/MCS	Sensitivity	Tolerance
11b/g	1-24 Mbps	28 dBm	± 2 dB	11b/g	1-24 Mbps	-83 dBm	± 2 dB
	36 Mbps	26 dBm	± 2 dB		36 Mbps	-80 dBm	± 2 dB
	48 Mbps	25 dBm	± 2 dB		48 Mbps	-77 dBm	± 2 dB
	54 Mbps	24 dBm	± 2 dB		54 Mbps	-75 dBm	± 2 dB
airMAX	MCS0	28 dBm	± 2 dB	airMAX	MCS0	-96 dBm	± 2 dB
	MCS1	28 dBm	± 2 dB		MCS1	-95 dBm	± 2 dB
	MCS2	28 dBm	± 2 dB		MCS2	-92 dBm	± 2 dB
	MCS3	28 dBm	± 2 dB		MCS3	-90 dBm	± 2 dB
	MCS4	27 dBm	± 2 dB		MCS4	-86 dBm	± 2 dB
	MCS5	25 dBm	± 2 dB		MCS5	-83 dBm	± 2 dB
	MCS6	23 dBm	± 2 dB		MCS6	-77 dBm	± 2 dB
	MCS7	22 dBm	± 2 dB		MCS7	-74 dBm	± 2 dB
	MCS8	28 dBm	± 2 dB		MCS8	-95 dBm	± 2 dB
	MCS9	28 dBm	± 2 dB		MCS9	-93 dBm	± 2 dB
	MCS10	28 dBm	± 2 dB		MCS10	-90 dBm	± 2 dB
	MCS11	28 dBm	± 2 dB		MCS11	-87 dBm	± 2 dB
	MCS12	27 dBm	± 2 dB		MCS12	-84 dBm	± 2 dB
	MCS13	25 dBm	± 2 dB		MCS13	-79 dBm	± 2 dB
	MCS14	23 dBm	± 2 dB		MCS14	-78 dBm	± 2 dB
MCS15	22 dBm	± 2 dB	MCS15	-75 dBm	± 2 dB		

Antenna Information	
Gain	10.4-11.2 dBi
Cross-pol Isolation	23 dB Minimum
Max. VSWR	1.6:1
Beamwidth	55° (H-pol) / 53° (V-pol) / 27° (Elevation)

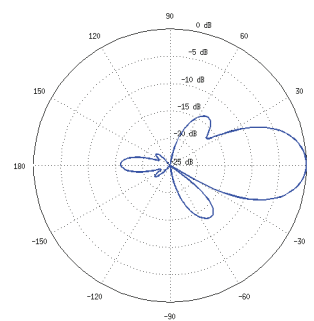
Return Loss



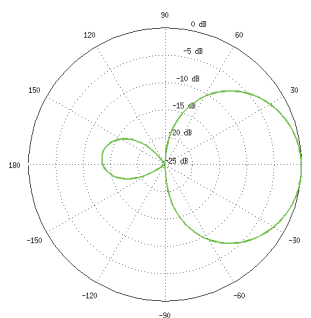
Vertical Azimuth



Vertical Elevation



Horizontal Azimuth



Horizontal Elevation

